

Coit Computing Subject Long-Term Plan 2024-2025


Coit makes use of the Sheffield Primary Computing Scheme and Teach Computing <https://teachcomputing.org/>


2023-2024	A1	A2	SP1	SP2	SU1	SU2
F2	<p>A1 - What is a Computer?</p> <p>Uses ICT hardware to interact with age-appropriate computer software</p> <ul style="list-style-type: none"> - Explore technology. - Use different digital devices. - Recognise that you can access content on a digital device. - Use a mouse, touchscreen or appropriate access device to target and select options on screen. 	<p>A1 - What is a Computer?</p> <p>Develops digital literacy skills by being able to access, understand and interact with a range of technologies</p> <ul style="list-style-type: none"> - Recognise a selection of digital devices. - Recognise the basic parts of a computer, e.g. mouse, screen, keyboard. - Select a digital device to fulfil a specific task, e.g. to take a photo 	<p>A2 - We Control Technology</p> <p>Completes a simple program on electronic devices</p> <p>Can use the internet with adult supervision to find and retrieve information of interest to them (link to e-safety)</p> <ul style="list-style-type: none"> - Explore technology. - Use different digital devices. - Repeat an action with technology to trigger a specific outcome. 	<p>A2 - We Control Technology</p> <p>Can create content such as a video recording, stories and/or draw a picture on screen</p> <ul style="list-style-type: none"> - Recognise the success or failure of an action. - Follow simple instructions to control a digital device. - Recognise that we control computers 	<p>A3 - Tinkering: Bee-Bots</p> <p>Develops digital literacy skills by being able to access, understand and interact with a range of technologies</p> <p>Completes a simple program on electronic devices</p> <ul style="list-style-type: none"> - Explore technology. - Repeat an action with technology to trigger a specific outcome. - Recognise the success or failure of an action. - Follow simple instructions to control a digital device. - Recognise that we control computers. - Input a short sequence of instructions to control a device. 	


Throughout the year, we use the Foundation Stage Computing Toolkit from the Sheffield Primary Computing Scheme to incorporate technology into lessons and provide a solid foundation for Computing in Key Stage 1. This covers: Communication and Language; Personal, Social and Emotional Development; Physical Development; Literacy; Mathematics; Understanding the World; and Expressive Arts and Design.




<p>Y1</p>	<p>Unit 0.1 Key Skills</p> <p>In this unit the children will develop understanding that computer based devices need to be programmed with instructions (commands). This process will help children to begin to write and test simple sequences of instructions.</p> <ul style="list-style-type: none"> - log on and off - open up word - type on the keyboard to input symbols on the screen <p>Technology Around Us (Teach Computing unit)</p> <p>In this unit, children will develop their understanding of</p>	<p>Strand 2 – Communicating: Multimedia</p> <p>Digital Painting (Teach Computing unit)</p> <p>In this unit, children will develop their understanding of a range of tools used for digital painting. They will then use these tools to create their own digital paintings, while gaining inspiration from a range of artists’ work. Children will also consider their preferences when painting with and without the use of digital devices.</p> <p>Creating Media</p>	<p>Strand 1 – Communicating: Text and images</p> <p>Digital writing (Teach Computing unit)</p> <p>In this unit, children will develop their understanding of the various aspects of using a computer to create and manipulate text. They will become more familiar with using a keyboard and mouse to enter and remove text. Learners will also consider how to change the look of their text and will be able to justify their reasoning in making these changes. Finally, learners will consider the differences between using a computer to create text and writing text on paper. They will be able to explain which</p>	<p>Strand 4 – Computational thinking: programming A</p> <p>4.1 Simple Bee-Bot Programs</p> <p>In this unit, children will recognise that a program is a sequence of instructions that a computer can follow. They will predict the outcome of simple programs and start to plan out simple programs to move a floor robot.</p> <p>Algorithms</p> <p>Programming</p>	<p>Strand 3 – Understanding and sharing data</p> <p>3.1 How do I present data using pictures?</p> <p>(Link to Online Safety)</p> <p>In this unit, children learn that data can be presented graphically. They will explore a graphing package and answer simple questions on the information shown. They will enter data and explain their own work.</p> <p>Data & Information</p> <p>Effective use of tools</p>	<p>Strand 4 – computational thinking: programming B</p> <p>Programming animations (Teach Computing unit)</p> <p>In this unit, children will be introduced to on-screen programming through ScratchJr. Learners will explore the way a project looks by investigating sprites and backgrounds. They will use programming blocks to use, modify, and create programs. Learners will also be introduced to the early stages of program design through the introduction of algorithms.</p>
-----------	--	---	--	---	--	--

	<p>technology and how it can help them in their everyday lives. They will start to become familiar with the different components of a computer by developing their keyboard and mouse skills. The children will also consider how to use technology responsibly.</p> <p>Computing systems Impact of technology</p>	<p>Design and Development Effective use of tools</p>	<p>method they prefer and explain their reasoning for choosing this.</p> <p>Creating Media Design and Development Effective use of tools</p>			<p>Algorithms Programming</p>
<p>Strand 0 – What is a computer?</p>						
<p>0.1 – Key skills: What is a computer?</p> 						
<p>Y2</p>	<p>Strand 1 – Communicating: Text and images</p> <p>1.2 How do I use a computer as a writer?</p> <p>In this unit children identify some different forms information can take (text, images) and learn that information can be personal e.g. school, address. They should also learn about responsible use of technology and</p>	<p>Strand 3 – Understanding and sharing data</p> <p>3.2 What is a branching database?</p> <p>In this unit children understand that data can exist in a variety of forms, including in databases. They will explore a branching database and answer simple questions. They will focus on sorting and grouping data using</p>	<p>Strand 2 – Communicating: Multimedia</p> <p>2.2 How do I create a multimedia story?</p> <p>In this unit, children will plan out digital content and present ideas and information by combining media including images and sound. They will identify the common features of digital content, such as photostories, and evaluate their own digital content. The children will recognise that digital content belongs to the person that created it and the need to keep personal information private.</p> <p>Creating Media Design and Development Impact of Technology</p>	<p>Strand 4 – Computational thinking: programming A</p> <p>4.2 Extending Bee-Bot programs</p> <p>In this unit, children explain that an algorithm is a sequence of instructions that a human or computer can follow to complete a task. They will create and debug more complex programs for floor robots, planning out an algorithm first.</p>	<p>Strand 4 – Computational thinking: programming B</p> <p>5.2 Simple drawing programs</p> <p>In this unit, children recognise that an algorithm is a sequence of precise instructions that a human or computer can follow to complete a task. They will create simple programs using online programming</p>	

	<p>come up with their own guidelines for acceptable use in school. Children will explore how to create content using two forms of media (text and images) with increasing independence. They will edit, organise and store content for a given purpose, and learn to give and act on feedback.</p> <p>Computing systems Effective use of tools Networks Safety and security</p>	<p>yes/no questions. Children will create a simple branching database, and test, review and debug content. They will continue to learn about personal data and keeping it safe.</p> <p>Data and information Design and development</p>		<p>Algorithms Programming</p>	<p>applications by planning out an algorithm first. They will debug and predict the outcome of programs in more than one application.</p> <p>Algorithms Programming</p>
	<p>Strand 0 – What is a computer?</p> <p>0.2 – Key skills: Using a computer</p> 				
<p>Y3</p>	<p>Strand 1 – Communicating: Text and images</p> <p>1.3 What makes a good poster?</p> <p>In this unit children focus on combining information to improve communication. They will learn how to communicate by using a combination of graphics and text. Children will create, edit, organise and store content for a given purpose both as a led task and independently.</p>	<p>Strand 2 – Communicating: Multimedia Making Digital Music (Teach Computing unit)</p> <p>In this unit, children will be using a computer to create music. They will listen to a variety of pieces of music and consider how music can</p>	<p>Strand 4 – computational thinking: programming A</p> <p>4.3 Sequence and events in programs</p> <p>In this unit, children will recognise that changing the sequence of code in a program affects the</p>	<p>Strand 3 – Understanding and sharing data</p> <p>Flat-file databases (Teach Computing unit)</p> <p>In this unit, children will look at how a flat-file database can be used to</p>	<p>Strand 4 – computational thinking: programming B</p> <p>5.3 Count-controlled loops in Scratch</p> <p>In this unit, children recognise that an algorithm is a sequence of instructions to fulfil a</p>

	<p>Creating media Data and information Effective use of tools Networks Safety and security</p>	<p>make them think and feel. The children will compare creating music digitally and non-digitally as well as looking at patterns and purposefully creating music.</p> <p>Creating media Design and development Effective use of tools Impact of technology</p>	<p>outcome. They will use a range of inputs in a program to make things happen and create an algorithm to plan out a program.</p> <p>Data and information Effective use of tools</p>	<p>organise data in records. They will use tools within a database to order and answer questions about data. The children will create graphs and charts from their data to help solve problems. They will also use a real-life database to answer a question and present their work to others.</p> <p>Data and information Effective use of tools</p>	<p>task and that when inputted on a computer, it is called a program. Children will use a range of events to start part of a program and use count-controlled loops to make things happen a certain number of times.</p> <p>Data and information Effective use of tools</p>
	<p>Strand 0 – What is a computer?</p> <p>0.3 – Key skills: Using a School Computer</p> 				
<p>Y4</p>	<p>Strand 1 – Communicating: Text and images</p> <p>1.4 How do I use a computer as an artist?</p> <p>In this unit children learn how to create digital artwork in a paint package and by editing their own and other people’s photos (considering copyright). Children</p>	<p>Strand 2 – Communicating: Multimedia</p> <p>2.4 What makes an excellent multimedia story?</p> <p>In this unit children will evaluate animations or photostories to consider what makes it good and collectively produce a quality</p>	<p>Strand 3 – Understanding and sharing data</p> <p>Connecting Computers (Teach Computing unit)</p> <p>In this unit, children will develop their understanding of digital devices. They will be introduced to computer networks, including devices that make up a network’s infrastructure, such as wireless access points</p>	<p>Strand 4 – Computational thinking: programming A</p> <p>4.4 Decomposition and infinite loops</p> <p>In this unit, children will recognise that we can decompose programs into smaller parts to make them easier to solve and debug. They will use infinite (forever) loops</p>	<p>Strand 4 – Computational thinking: programming B</p> <p>5.4 Simple selection in Scratch</p> <p>In this unit, children will recognise that programs flow differently depending on whether events, loops and selection statements are used. They will use selection to change what happens in a program depending on if a condition is met.</p> <p>Algorithms Programming</p>

	<p>will explore how to create, edit, organise and store images for a specific purpose/audience, and understand how the size of an image affects quality. This unit presents an opportunity to discuss image manipulation and body image.*</p> <p>Use art and photo-editing apps to create artwork. Add photos to create a montage.</p> <p>Creating media</p> <p>Effective use of tools</p> <p>Impact of technology</p>	<p>checklist. They will discuss their ideas for stories with peers. Children will storyboard on a given theme, and create resources. They will review and discuss how they could improve their work by adding music, titles and effects, and according to checklist. Choose to do animation or photo story depending on resources. All films are rated according to the PEGI system – discuss appropriate content for their age.</p> <p>Creating media</p> <p>Design and development</p> <p>Effective use of tools</p> <p>Impact of technology</p> <p>Networks</p> <p>Safety and security</p>	<p>and switches. The children will also discover the benefits of connecting devices in a network.</p> <p>Computing systems</p> <p>Data and information</p> <p>Impact of technology</p> <p>Networks</p>	<p>in programs to keep something happening.</p> <p>Algorithms</p> <p>Design and development</p> <p>Effective use of tools</p> <p>Programming</p>	
	<p style="text-align: center;">Strand 0 – What is a computer?</p> <p style="text-align: center;">0.4 – Key skills: Using School Computers and Networks Effectively</p> 				

<p>Y5</p>	<p>Strand 2 – Communicating: Multimedia</p> <p>2.5 How do I create a radio advert/podcast?</p> <p>In this unit children will evaluate a range of radio adverts or podcasts and identify their key features: purpose, audience, sound effects, music choice, layers, entertainment factor, clear audio. Children should apply these features to their own work. They will plan, rehearse and record their own script on a given theme. They will learn how to edit audio and add layers. Children will review and evaluate each other’s work and suggest improvements.</p> <p>Creating Media Design and development Effective use of tools</p>	<p>Strand 4 – Computational thinking: programming A</p> <p>4.5 Selection and variables</p> <p>In this unit, children will recognise that we use selection to change what happens in a program, depending on whether a condition is met. They will design and create programs using selection and infinite loops. Children will also recognise and use simple variables to keep score.</p> <p>Algorithms Design and development Programming</p>	<p>Strand 3 – Understanding and sharing data</p> <p>3.5 How do I find data and share responsibly and safely?</p> <p>In this unit children develop their understanding of internet search technologies and the World Wide Web. They explore the functions that are available to improve how searches are completed. They will also consider validity of information, copyright and responsible use. The children will learn about how they share their data with online sites and games, and what this means.</p> <p>Data & Information Effective use of tools Impact of technology Networks Safety and security</p>	<p>Strand 1 – Communicating: Text and images</p> <p>Computing Systems and Networks (Teach Computing unit)</p> <p>In this unit, learners will develop their understanding of computer systems and how information is transferred between systems and devices. Learners will consider small-scale systems as well as large-scale systems. They will explain the input, output, and process aspects of a variety of different real-world systems. Learners will also take part in a collaborative online project with other class members and develop their skills in working together online.</p> <p>Computing systems Impact of technology</p>	<p>Strand 4 – Computational thinking: programming B</p> <p>5.5 Simulating physical systems</p> <p>In this unit, children will recognise examples of physical systems controlled by computers. They will be able to name a range of inputs and outputs of physical systems. They will also use repetition, selection and variables to build or simulate a physical system in a suitable application.</p> <p>Algorithms Design and development Impact of technology Networks Programming</p>
-----------	--	---	--	--	---

				Networks	
	Strand 0 – What is a computer?				
	0.5 – Key skills: Becoming and efficient computer user				
Y6	<p>Strand 3 – Understanding and sharing data</p> <p>3.6 Why do we use spreadsheets?</p> <p>In this unit children will learn to use a spreadsheet to develop and explore mathematical models. (A spreadsheet is a computer program which organises data into rows and columns which can be manipulated and used in calculations). Children will input data into a spreadsheet for a given purpose; make predictions and explore the effects of changing the data. They will also explore how formulae are used.</p> <p>Algorithms Data and information</p>	<p>Strand 1 – Communicating: Text and images</p> <p>1.6 How do I use a computer to present information effectively?</p> <p>In this unit children will combine media to create a multimedia presentation. They will plan out, considering audience and features of an effective presentation.</p> <p>Children will evaluate and refine the content according to feedback</p> <p>Creating Media Design and development Effective use of tools Impact of technology</p>	<p>Strand 4 – Computational thinking: programming A</p> <p>4.6 Writing complex programs</p> <p>In this unit, children will recognise and use sequence, repetition, selection and variables to create complex programs. They will combine variables with operators to determine when a program changes.</p> <p>Algorithms Design & Development Effective use of tools Programming</p>	<p>Strand 2 – Communicating: Multimedia</p> <p>2.6 What makes an excellent film?</p> <p>Children will learn about the features of a good film. They will identify different camera angles used in filmmaking and discuss their effect. They will apply this knowledge in their own planning and filming. They will learn the basics of editing video clips and adding effects. Children will review and evaluate their film and edit their work to improve it. All films in the UK have a PEGI rating – discuss what kind of content affects the rating</p> <p>Creating Media Design and Development Effective use of tools</p>	<p>Strand 4 – Computational thinking: programming B</p> <p>5.6 Real world applications</p> <p>In this unit, children will recognise examples of real-world applications controlled by computers. They will use sequence, repetition, selection and variables to design and create a real-world physical system or application.</p> <p>Algorithms Creating Media Effective use of tools Programming</p>

				Impact of technology	
	Strand 0 – What is a computer?				
	0.6 – Key skills: Understanding the computer				

